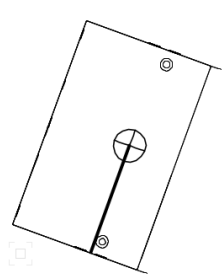
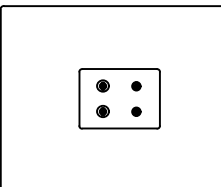
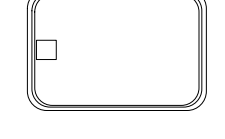


Plate  
**2**  
2 of 2

Scale  
**1/2" = 1'**

### Sound Plot Section

|  |   |
|--|---|
| <p><b>Key</b></p> <div style="display: flex; justify-content: space-around; align-items: center;"> <div style="text-align: center;"> <br/> <small>EAW MKS164e<br/>&amp; EAW MKI64e</small> </div> <div style="text-align: center;"> <br/> <small>QSC sw118</small> </div> <div style="text-align: center;"> <br/> <small>JBL Control 1</small> </div> </div> | <p><b>Notes</b></p> <ul style="list-style-type: none"> <li>- The lineset trim Heights are currently at 20'6", this does not account for lighting trim heights</li> <li>- The JBL Control 1s are mounted behind the exit signs of the vom</li> </ul> |
|--|---|

## The Crucible

Arizona State University

|                                |                                 |
|--------------------------------|---------------------------------|
| <b>Dir. Rachel Bowditch</b>    | <b>Last Updated: 2/10/2020</b>  |
| <b>SD. Garrett Unterreiner</b> | <b>Paul V. Galvin Playhouse</b> |