

DESCRIPTION	TRIM	D TO PL	#
-	-	-411"	460
-	-	-394-1/2"	396
-	-	-382"	386
-	-	-362"	371
-	-	-307"	366
-	-	-343-1/2"	356
-	-	-333-1/2"	346
-	-	-353-1/2"	333
- Bucket and stool	-	-313-1/2"	321
-	-	-297"	311
- Desk	-	-282-1/2"	300
- Trees	-	-289"	299
-	-	-259"	285
-	-	-253-1/2"	271
- Chair and birdcage	-	-247"	265
- Hoopskirt	-	-228-1/2"	251
- Dress	-	-211"	241
-	-	-189"	233
- Tree	-	-185-1/2"	223
- Kitchen Chandelier	-	-179-1/2"	211
- Chair and stool	-	-173-1/2"	209
-	-	-159"	199
- Table	-	-144"	186
-	-	-1310-1/2"	171
-	-	-1210"	166
-	-	-1110"	155
-	-	-1070"	144
-	-	-1074"	133
-	-	-810"	121
-	-	-710"	111
-	-	-610-1/2"	100
-	-	-510"	89
-	-	-410-1/2"	78
-	-	-400-1/2"	67
-	-	-330-1/2"	56
-	-	-231"	45
-	-	-224"	34
-	-	-110-1/2"	23
-	-	-114"	12
-	-	-100-1/2"	11
-	-	-70"	0
PLASTER LINE	-	-	-
DESCRIPTION	TRIM	D TO PL	#

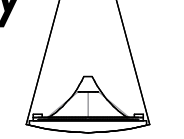
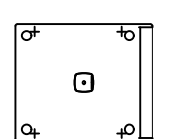

TWO CIRCLES DENOTES TRUSS BATTEN

FLY RAIL

Plate
1
1 of 2

Scale
1/2" = 1'

Sound Plot Groundplan

<p>Key</p>  <p>EAW MK5164e & EAW MK164e</p>  <p>QSC e18sw</p>  <p>JBL Control 1</p>	<p>Notes</p> <ul style="list-style-type: none"> - The lineset trim Heights are currently at 20'6", this does not account for lighting trim heights - The JBL Control 1s are mounted behind the exit signs of the vomms
--	---

The Crucible

Arizona State University

Dir. Rachel Bowditch	Last Updated: 2/28/2020
SD. Garrett Unterreiner	Paul V. Galvin Playhouse